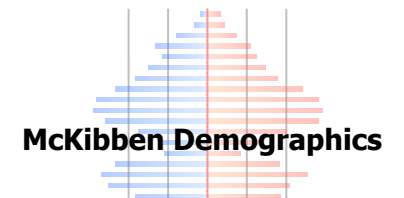

Fayetteville Public Schools

Population and Enrollment Forecasts 2009-2018

McKibben Demographic Research

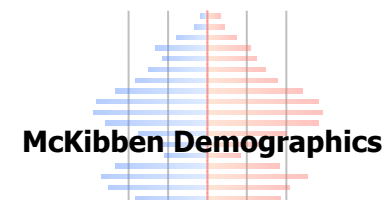
**Jerome McKibben Ph.D.
April, 23 2009**



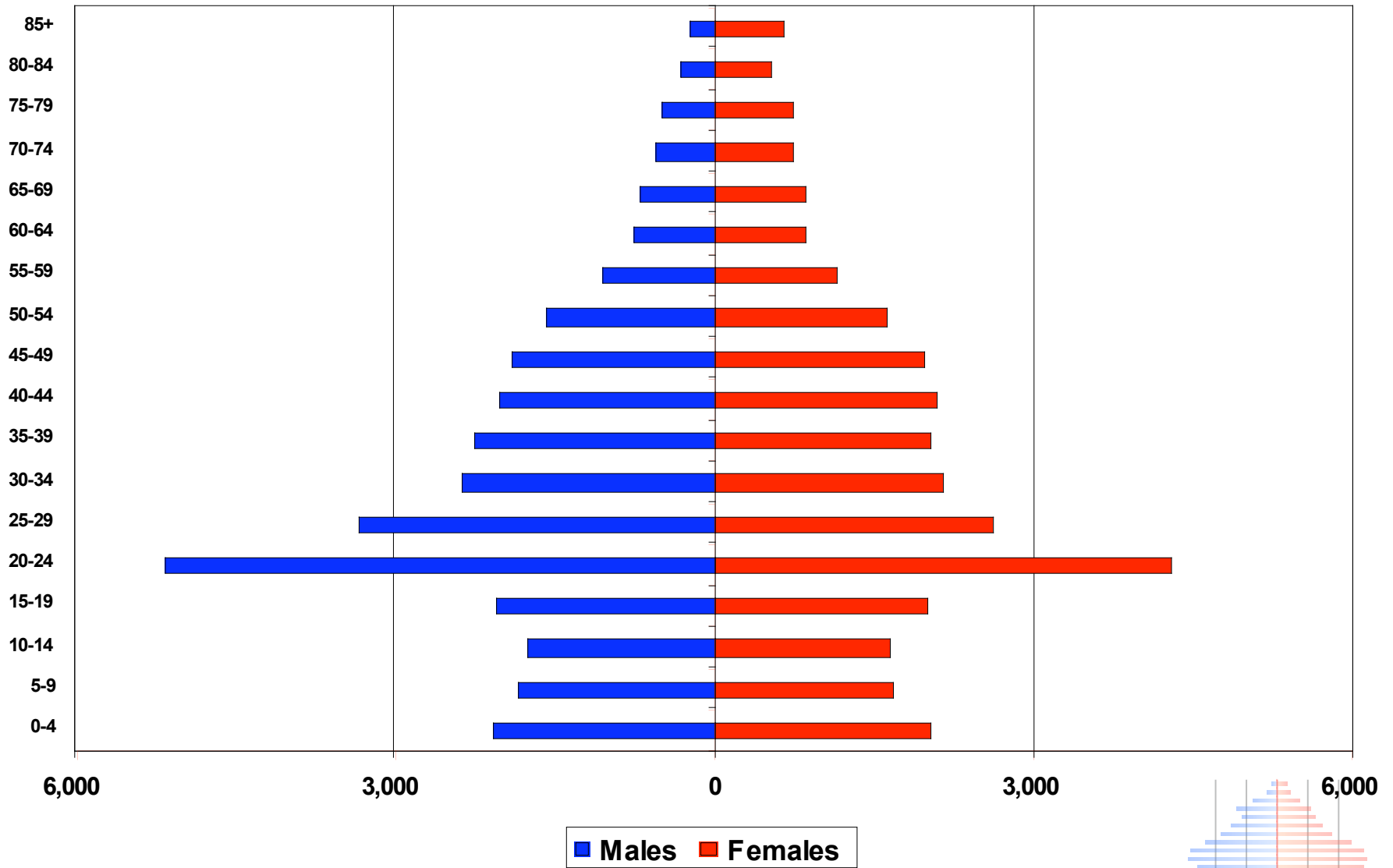
Fayetteville Total Population Forecast

	2000	2005	2010	2015	2020
Total					
0-4	4,112	4,450	4,390	4,330	4,230
5-9	3,524	3,460	3,790	3,750	3,700
10-14	3,422	3,470	3,410	3,730	3,700
15-19	4,059	4,190	4,260	4,160	4,470
20-24	9,443	9,590	9,850	9,700	9,480
25-29	5,988	6,300	6,370	6,740	6,670
30-34	4,525	4,530	4,810	4,940	5,350
35-39	4,285	4,240	4,240	4,540	4,670
40-44	4,096	4,760	4,730	4,730	4,990
45-49	3,873	4,100	4,770	4,730	4,710
50-54	3,206	3,800	4,020	4,670	4,640
55-59	2,178	3,100	3,670	3,880	4,510
60-64	1,599	2,060	2,930	3,470	3,680
65-69	1,559	1,460	1,880	2,670	3,160
70-74	1,271	1,360	1,260	1,630	2,310
75-79	1,212	1,030	1,090	1,020	1,310
80-84	838	860	730	780	720
85+	890	940	990	960	970
Total	60,080	63,700	67,190	70,430	73,270
Median Age	29.6	30.4	31.6	32.8	34.1
Births	4,630	4,580	4,510	4,400	4,400
Deaths	2,290	2,400	2,540	2,800	2,800
Natural Increase	2,340	2,180	1,970	1,600	1,600
Net Migration	1,290	1,320	1,270	1,240	1,240
Change	3,630	3,500	3,240	2,840	2,840

Differences between period Totals may not equal Change due to rounding.



Fayetteville School District Total Population



Selected Demographic Characteristic- Fayetteville Public Schools

**Percent
Households w/
Pop Under 18**

28.4%

**Total
Households**

25,836

**Household
Population**

58,546

**Persons Per
Household**

2.27

Selected Demographic Characteristic- Fayetteville Public Schools

Householders Who Own Homes	Percent of Householders aged 35-54	Percent of Householders aged 65+	Percent of Householders Who Own Homes
12,107	35.7%	12.9%	46.9%
	Percent Single Person Households	Percent of Single Person Households that are 65+	
	32.1%	18.3%	

Fayetteville High School Enrollment Forecast

	2003-04	2004-05	2005-06	2006-07	2007-08	2008-09	2009-10	2010-11	2011-12	2012-13	2013-14	2014-15	2015-16	2016-17	2017-18	2018-19
9	635	699	640	642	655	626	640	619	676	620	685	693	682	744	739	734
10	660	659	726	654	622	640	605	618	599	654	600	662	671	659	717	711
11	626	644	627	703	583	611	598	566	577	560	611	562	620	627	614	667
12	563	586	596	559	648	545	565	553	522	533	517	565	519	572	577	564
Total 9-12	2484	2588	2589	2558	2508	2422	2408	2356	2374	2367	2413	2482	2492	2602	2647	2676
Total: 9-12	2484	2588	2589	2558	2508	2422	2408	2356	2374	2367	2413	2482	2492	2602	2647	2676
Change		104	1	-31	-50	-86	-14	-52	18	-7	46	69	10	110	45	29
% Change		4.19%	0.04%	-1.20%	-1.95%	-3.43%	-0.58%	-2.16%	0.76%	-0.29%	1.94%	2.86%	0.40%	4.41%	1.73%	1.10%